



 lumalco





WHO WE ARE

We are at the forefront of our industry with more than 50 years experience in design, production & installation of architectural aluminum systems. Our state-of-the art production is one of the most advanced in the industry.

// OUR MISSION

By offering high-quality solutions, we want to share the passion we have for our products, while improving our clients' lives.

// OUR VISION

When it comes to aluminum fenestration and architectural applications, we envision becoming a household name and leader in the industry.

// Almalco sources materials from all over the world to fabricate the best quality products. Each component is certified and tested in rigorous conditions to be part of the Almalco product line. Our meticulous process begins with aluminum.

// THE ALUMINUM ADVANTAGE

Aluminum is used throughout our product line. Its advantages are:

- Slim lines with strength
- Color advantages due to powder coating
- Quality of joints and mitres
- Longer lifespan versus PVC or wood







THE HARDWARE

Alumalco products are equipped with German made Roto mechanisms to ensure long lasting results. All over the world, it sets standards as a technology and market leader, and fulfills the most stringent demands in terms of security, ease of use, durability and design

// Our products come with optional multi locking points for added security to your home



The “Roto Patio” mechanism is standard hardware for our large Lift & Slide doors made of aluminum. It enables easy operation of heavy sliding elements (up to 300 kg). We also cater to larger window sizes, which are increasing in popularity. Our products comply with the latest energy saving and thermal insulation regulations with respect to heavy windows and their corresponding glazes.

Using the Lift & Slide balcony door mechanism instead of the Turn-Only, allows for optimal space maximization. Additionally, the generous window dimensions allow plenty of light, thereby giving discerning and design-oriented customers a special feeling of openness and well being.



GLAZING

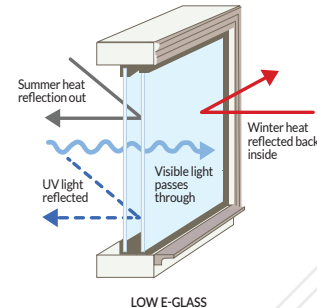
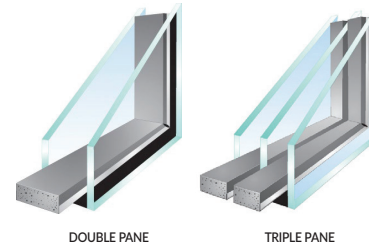
At Alumatco, we take our glass very seriously. It is the largest surface of all opening and fixed systems, therefore needs to be of the highest quality.

// Our Glazing is offered in either *double pane* or *triple pane* with the following options:

- Optional Low E Argon
- Laminated
- Tempered

// EPDM Rubber Gaskets:

- Reliable sealing over a long period of time
- EPDM has excellent resistance to ozone, sunlight, severe weather conditions, oxygen, acids, alkalis, aging, outstanding color stability, high heat resistance and dielectric qualities
- Outstanding sealing properties in extreme weather conditions and excellent temperature stability (-40° to $+150^{\circ}\text{C}$) in cold climate
- EPDM gaskets are color-stable and leave no stains on frames







A vertical photograph on the left side of the page showing a modern dining room. It features a round table with a dark top and light-colored legs, a large white dome-shaped pendant light, and a wall with a large abstract painting. The lighting is warm and ambient.

Tilt and turn windows **OPENING SYSTEMS**

A unique combination of Thermal Break with high aesthetics and functionality, which offers a “*strong identity*” to every space.

- Alupalco windows provide extra security levels with anti-burglary certifications. These are also available with the optional multi-locking mechanism
- They are certified for air permeability, water tightness, wind resistance, coefficient of thermal conductivity and for noise reduction
- Two sizes of sashes, small or large, and four sizes of frames
- The double or triple glass comes in 23 to 53mm thickness for a better thermal and sound insulation
- We offer single or multi-locking locks and three rows of rubber to provide ultimate sealing
- Capability of powder painting in any RAL color, special woodgrain patterns and other surface processing methods – anodizing



Lift and slide doors


SLIDING SYSTEMS

Classic straight design. Excellent water-tightness and air permeability. High thermal insulation.

- Lift & Slide thermal break system
- Easy operation with lift and slide mechanism
- Patio doors that are up to 300 kg of sash weight
- Contemporary aesthetics with straight line design
- Elastic block (EPDM) seals drivers of straight and in-wall systems
- Option of 50mm (maximum) triple or double glass for better sound and thermal insulation
- 2 channels for water (to the external side of the frame), for improved drainage of the driver
- Robust constructions for large and medium openings
- Capability of powder painting in any RAL color, special woodgrain patterns and other surface processing methods - anodizing



SL550







SICCONA

Advanced Engineering Innovation *Less Is More*

The development of the Siccóna system was based on the innovative «Structural» technology. It has been widely used worldwide with great success for years in curtain wall applications.

In this system, glazing is a single structural element that fully integrates the outer and inner surface of the sheet glass from edge to edge. Thus, the system acquires a fully integrated compact structure - instead of the usual loose-fitting installation where the glazing simply slides into the aluminum frame.

This means unparalleled functionality, high durability and complete weatherproofing, while at the same time, adding a unique aesthetic perfection to the overall architectural design of any building.



S500 | OPENING



SL500 | SLIDING

Insulated folding doors

BI-FOLD DOORS

**Elegant and Foldable. Air permeable and water tight.
Offers multiple opening configurations.**

BL4600 is a Bi-Folding door system, offering high performance and impressive technical characteristics. The desire to create living spaces filled with daylight has never been so feasible. This high- performance system offers minimal design, high insulation and functionality with hardware that has specifically been designed for folding systems.

This system is suitable for many different typologies, having the greatest advantage of corner opening without any column. This unique feature ensures maximum transparency and easy opening. Another practical feature is that one leaf can act as an opening door without interrupting the other folding leaves.

BL 4600 is available in multiple threshold options in order to perfectly match all comfort and aesthetic requirements. The low threshold option offers a rise of only 24 mm (ramp) giving easy access to people with special needs and allowing maximum convenience for high- traffic areas.

Its specially designed rolling hinges slide smoothly on the bottom rail, ensuring quiet and easy operation.









Modern design **ENTRY DOORS**

At Almalco we believe that a front door should make a bold statement. In line with our architectural philosophy, Almalco Aluminum Doors define style, meticulousness and strength.

Our modern doors are offered in a variety of different designs and a multitude of colors. Our flat doors are precisely machined, then mounted with premium hardware and finished with the finest handles.

Our doors are custom made for each client using high-grade aluminum to deliver the best aesthetics while also delivering excellent thermal performance. Various glazing options are also available to meet your discerning taste.

With optional 1-point, 3-point and 5-point locking mechanisms, Almalco entrance doors provide the level of security that satisfies and exceeds our client's needs.



Over 100 door designs to suit your needs



MONTREAL

3349 Griffith
Montréal, QC H4T 1W5
514.600.4651

TORONTO

14-235 Industrial Pkwy.
S Aurora, ON L4G 7E3
647.417.1728

